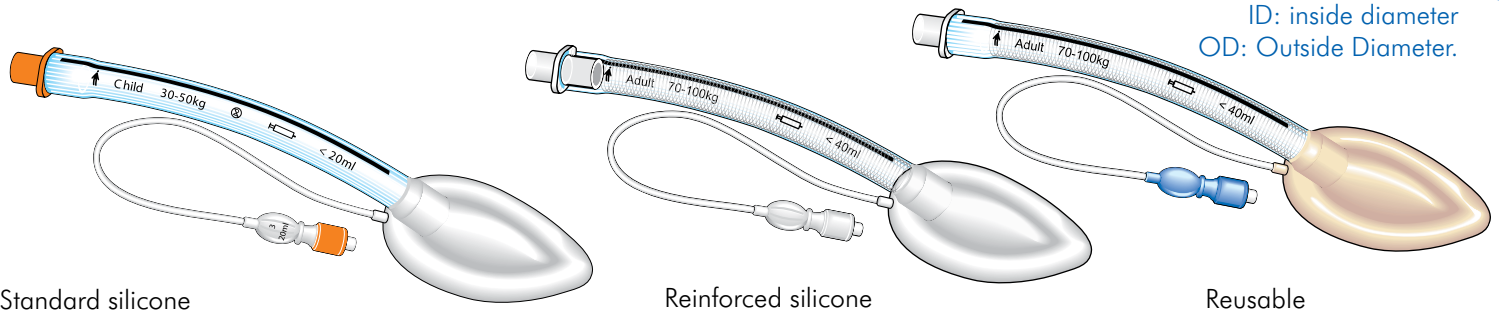


# SUPRAGLOTTIC (LARYNGEAL) MASK AIRWAYS



- NEW Clear colour coding-easy to identify sizing without compromising on visibility
  - Available in standard, reinforced
  - All silicone product with superior bio-compatibility, non reactive to patient tissue
- Secure and universal connection for excellent seal

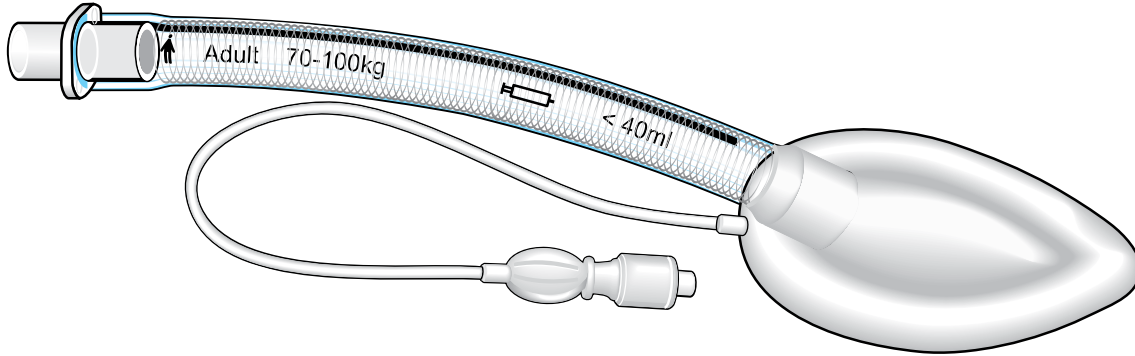
- Flexible tube with a degree of hardness offers smooth insertion with maximum patient comfort
- Airway tube design allows safe use of suction catheters and bronchoscopes
- Easy to read balloon & check valve identification

| Code   | Weight            | Size (mm) | ID (mm) | OD size(mm) | ET tube max size | Valve                   | Box qty |
|--|-------------------|-----------|---------|-------------|------------------|-------------------------|---------|
| <b>STANDARD SILICONE SUPRAGLOTTIC MASK</b> Ideal for use in both anaesthesia and emergency medicine. |                   |           |         |             |                  |                         |         |
| 22LMA10  | infants up to 5kg | size 1    | 5       | 8           | 3.5              | Maximum inflation <4ml  | 5       |
| 22LMA15  | infants 5-10kg    | size 1.5  | 6       | 10          | 4                | Maximum inflation <7ml  | 5       |
| 22LMA20  | children 10-20kg  | size 2    | 7       | 11          | 4.5              | Maximum inflation <10ml | 5       |
| 22LMA25  | children 20-30kg  | size 2.5  | 8.5     | 13          | 5                | Maximum inflation <14ml | 5       |
| 22LMA30  | children 30-50kg  | size 3    | 10      | 15          | 6 cuffed         | Maximum inflation <20ml | 5       |
| 22LMA40  | adults 50-70kg    | size 4    | 10      | 15          | 6 cuffed         | Maximum inflation <30ml | 5       |
| 22LMA50  | adults 70-100kg   | size 5    | 11      | 16.5        | 7 cuffed         | Maximum inflation <40ml | 5       |

|   |                   |          |     |      |          |                         |   |
|---|-------------------|----------|-----|------|----------|-------------------------|---|
| <b>REINFORCED SILICONE SUPRAGLOTTIC MASK</b> Ideal solution for shared airway procedures. |                   |          |     |      |          |                         |   |
| 22LMRE10  | infants up to 5kg | size 1   | 5   | 8    | 3.5      | Maximum inflation <4ml  | 5 |
| 22LMRE15  | infants 5-10kg    | size 1.5 | 6   | 10   | 4        | Maximum inflation <7ml  | 5 |
| 22LMRE20  | children 10-20kg  | size 2   | 7   | 11   | 4.5      | Maximum inflation <10ml | 5 |
| 22LMRE25  | children 20-30kg  | size 2.5 | 8.5 | 13   | 5        | Maximum inflation <14ml | 5 |
| 22LMRE30  | children 30-50kg  | size 3   | 10  | 15   | 6 cuffed | Maximum inflation <20ml | 5 |
| 22LMRE40  | adults 50-70kg    | size 4   | 10  | 15   | 6 cuffed | Maximum inflation <30ml | 5 |
| 22LMRE50  | adults 70-100kg   | size 5   | 11  | 16.5 | 7 cuffed | Maximum inflation <40ml | 5 |

## QUALITY | VALUE | INTEGRITY

# SUPRAGLOTTIC (LARYNGEAL) MASK AIRWAYS



ID: inside diameter  
OD: Outside Diameter.

Reinforced silicone

- NEW Clear colour coding-easy to identify sizing without compromising on visibility
- Available in standard, reinforced
- All silicone product with superior bio-compatibility, non reactive to patient tissue
- Secure and univarsal connection for excellent seal
- Flexible tube with a degree of hardness offers smooth insertion with maximum patient comfort
- Airway tube design allows safe use of suction catheters and bronchoscopes
- Easy to read balloon & check valve identification

| Code | Weight | Size (mm) | ID (mm) | OD size(mm) | ET tube max size | Valve | Box qty |
|------|--------|-----------|---------|-------------|------------------|-------|---------|
|------|--------|-----------|---------|-------------|------------------|-------|---------|

## PVC SUPRAGLOTTIC MASK

|          |   |                   |            |      |      |          |                         |   |
|----------|---|-------------------|------------|------|------|----------|-------------------------|---|
| 22LMSP10 | ⊗ | infants up to 5kg | size 1 ●   | 5.2  | 8.2  | 3.5      | Maximum inflation <4ml  | 5 |
| 22LMSP15 | ⊗ | infants 5-10kg    | size 1.5 ● | 6.5  | 10   | 4        | Maximum inflation <7ml  | 5 |
| 22LMSP20 | ⊗ | children 10-20kg  | size 2 ○   | 7.5  | 11.5 | 4.5      | Maximum inflation <10ml | 5 |
| 22LMSP25 | ⊗ | children 20-30kg  | size 2.5 ● | 8    | 13.5 | 5        | Maximum inflation <14ml | 5 |
| 22LMSP30 | ⊗ | children 30-50kg  | size 3 ●   | 10.2 | 15   | 6 cuffed | Maximum inflation <20ml | 5 |
| 22LMSP40 | ⊗ | adults 50-70kg    | size 4 ●   | 10.2 | 15   | 6 cuffed | Maximum inflation <30ml | 5 |
| 22LMSP50 | ⊗ | adults 70-100kg   | size 5 ●   | 11   | 16   | 7 cuffed | Maximum inflation <40ml | 5 |

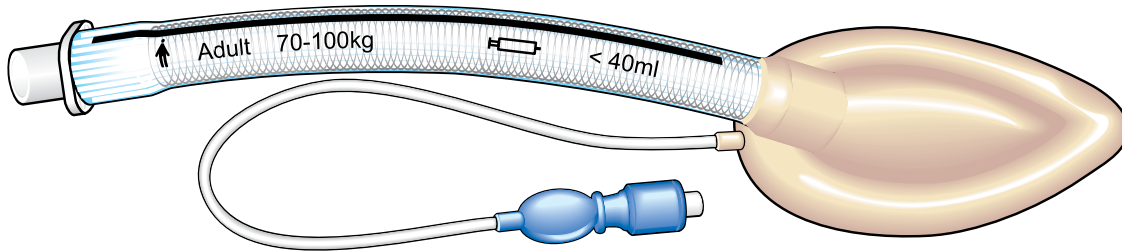
## REINFORCED PVC SUPRAGLOTTIC MASK

|           |   |                   |            |     |      |          |                         |   |
|-----------|---|-------------------|------------|-----|------|----------|-------------------------|---|
| 22LMSPR10 | ⊗ | infants up to 5kg | size 1 ●   | 5.9 | 8.2  | 3.5      | Maximum inflation <4ml  | 5 |
| 22LMSPR15 | ⊗ | infants 5-10kg    | size 1.5 ● | 6.9 | 10   | 4        | Maximum inflation <7ml  | 5 |
| 22LMSPR20 | ⊗ | children 10-20kg  | size 2 ○   | 6.9 | 10   | 4.5      | Maximum inflation <10ml | 5 |
| 22LMSPR25 | ⊗ | children 20-30kg  | size 2.5 ● | 7.4 | 10.5 | 5        | Maximum inflation <14ml | 5 |
| 22LMSPR30 | ⊗ | children 30-50kg  | size 3 ●   | 7.9 | 12   | 6 cuffed | Maximum inflation <20ml | 5 |
| 22LMSPR40 | ⊗ | adults 50-70kg    | size 4 ●   | 7.9 | 12   | 6 cuffed | Maximum inflation <30ml | 5 |
| 22LMSPR50 | ⊗ | adults 70-100kg   | size 5 ●   | 8.8 | 13   | 7 cuffed | Maximum inflation <40ml | 5 |

## QUALITY | VALUE | INTEGRITY

# SUPRAGLOTTIC (LARYNGEAL) MASK AIRWAYS

ID: inside diameter  
OD: Outside Diameter.



Reusable

- NEW Clear colour coding-easy to identify sizing without compromising on visibility
  - Available in standard, reinforced
  - All silicone product with superior bio-compatibility, non reactive to patient tissue
- Secure and universal connection for excellent seal

- Flexible tube with a degree of hardness offers smooth insertion with maximum patient comfort
- Airway tube design allows safe use of suction catheters and bronchoscopes
- Easy to read balloon & check valve identification

| Code | Weight | Size (mm) | ID (mm) | OD size(mm) | ET tube | Valve | Box qty |
|------|--------|-----------|---------|-------------|---------|-------|---------|
|------|--------|-----------|---------|-------------|---------|-------|---------|

## REUSABLE SUPRAGLOTTIC MASK

|           |                   |            |     |      |          |                         |   |
|-----------|-------------------|------------|-----|------|----------|-------------------------|---|
| 22LMA10RE | infants up to 5kg | size 1 ●   | 5   | 8    | 3.5      | Maximum inflation <4ml  | 5 |
| 22LMA15RE | infants 5-10kg    | size 1.5 ● | 6   | 10   | 4        | Maximum inflation <7ml  | 5 |
| 22LMA20RE | children 10-20kg  | size 2 ○   | 7   | 11   | 4.5      | Maximum inflation <10ml | 5 |
| 22LMA25RE | children 20-30kg  | size 2.5 ● | 8.5 | 13   | 5        | Maximum inflation <14ml | 5 |
| 22LMA30RE | children 30-50kg  | size 3 ●   | 10  | 15   | 6 cuffed | Maximum inflation <20ml | 5 |
| 22LMA40RE | adults 50-70kg    | size 4 ●   | 10  | 15   | 6 cuffed | Maximum inflation <30ml | 5 |
| 22LMA50RE | adults 70-100kg   | size 5 ●   | 11  | 16.5 | 7 cuffed | Maximum inflation <40ml | 5 |

## MRI COMPATIBLE SILICONE SUPRAGLOTTIC MASK No interference guaranteed in an MRI unit (magnets).

|          |                   |            |     |      |          |                         |   |
|----------|-------------------|------------|-----|------|----------|-------------------------|---|
| 22LMRI10 | infants up to 5kg | size 1 ●   | 5   | 8    | 3.5      | Maximum inflation <4ml  | 5 |
| 22LMRI15 | infants 5-10kg    | size 1.5 ● | 6   | 10   | 4        | Maximum inflation <7ml  | 5 |
| 22LMRI20 | children 10-20kg  | size 2 ○   | 7   | 11   | 4.5      | Maximum inflation <10ml | 5 |
| 22LMRI25 | children 20-30kg  | size 2.5 ● | 8.5 | 13   | 5        | Maximum inflation <14ml | 5 |
| 22LMRI30 | children 30-50kg  | size 3 ●   | 10  | 15   | 6 cuffed | Maximum inflation <20ml | 5 |
| 22LMRI40 | adults 50-70kg    | size 4 ●   | 10  | 15   | 6 cuffed | Maximum inflation <30ml | 5 |
| 22LMRI50 | adults 70-100kg   | size 5 ●   | 11  | 16.5 | 7 cuffed | Maximum inflation <40ml | 5 |

## QUALITY | VALUE | INTEGRITY